



NATIONAL LAW ENFORCEMENT
APPLIED RESEARCH & DATA PLATFORM

North Charleston Police Department

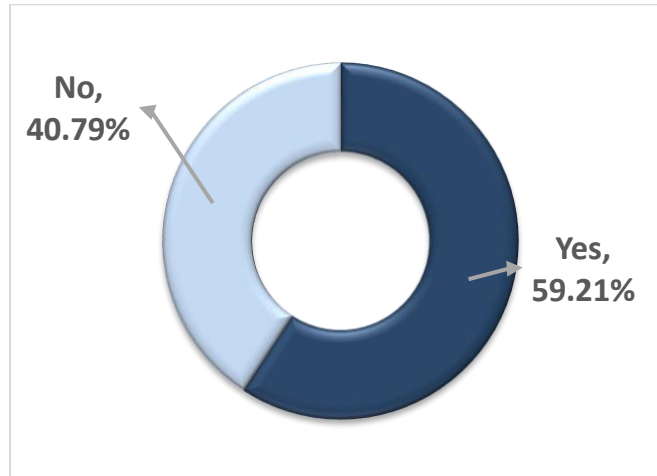
Platform Report: Interaction Survey

To cite this report, please use: Police Foundation (2018). Law Enforcement Officer Safety and Wellness Survey Report. Washington, DC: National Law Enforcement Applied Research and Data Platform.

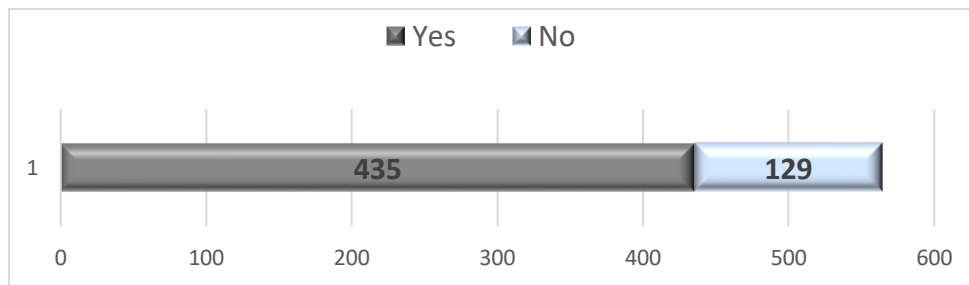
For more information, please visit
<https://www.nationallawenforcementplatform.org>

Interaction Survey – North Charleston, SC

Have you had an interaction with your local agency over the past year?

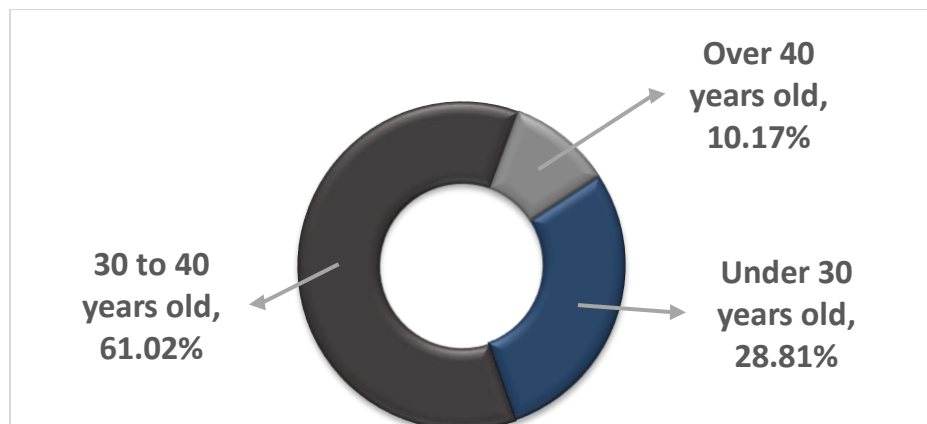


Are you willing to answer some additional questions about this interaction?



435 community survey respondents indicated that they were willing to provide information about their encounter.

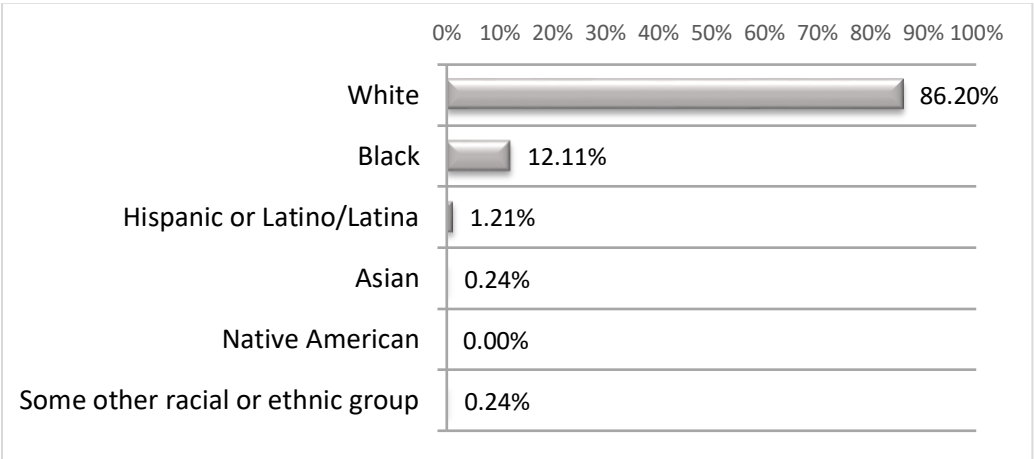
Age of officer interacted with:



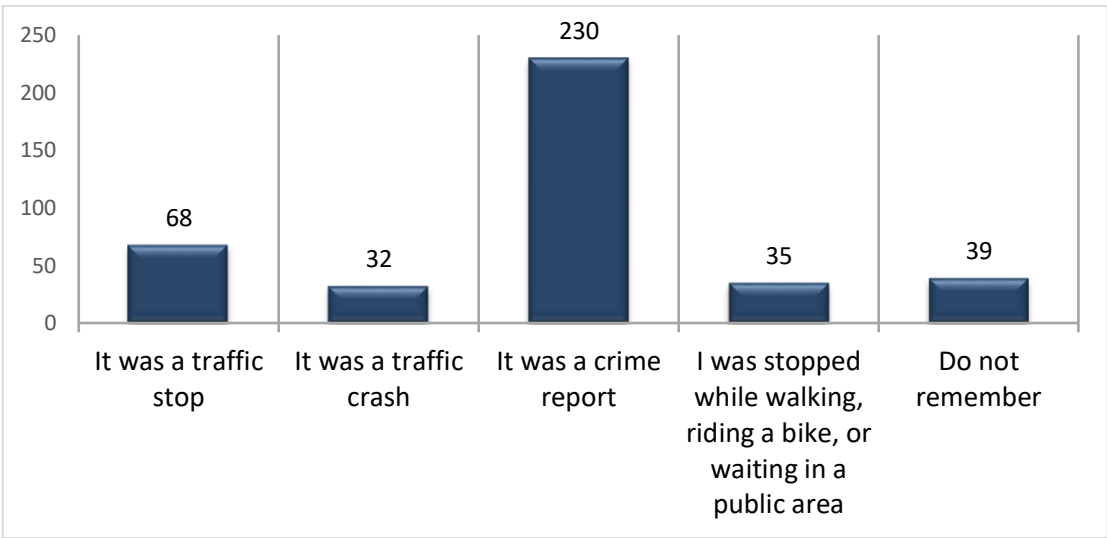
Officer gender:

	%	Count
Male	87.98%	366
Female	12.02%	50
Total	100%	416

Officer’s race/ethnicity:

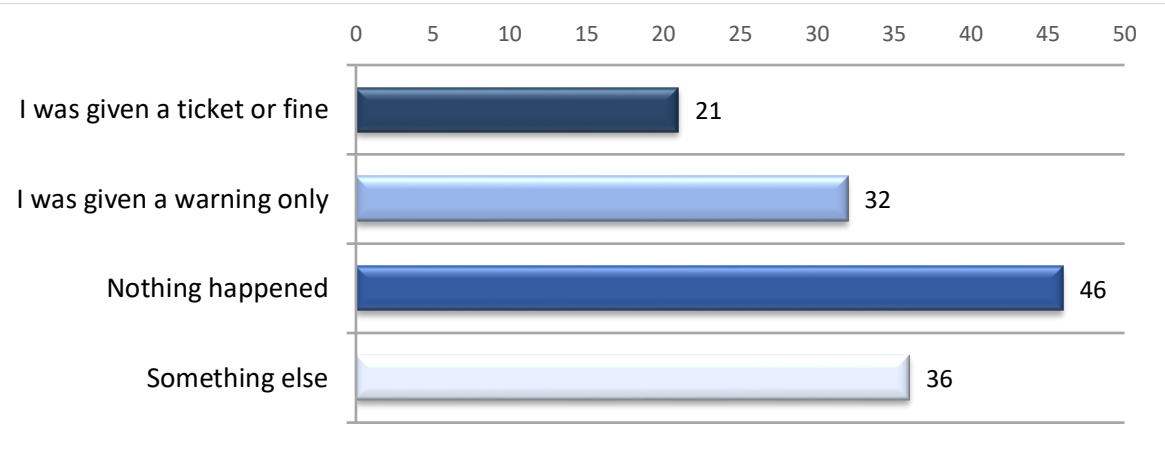


How did your face-to-face contact with a police officer occur?



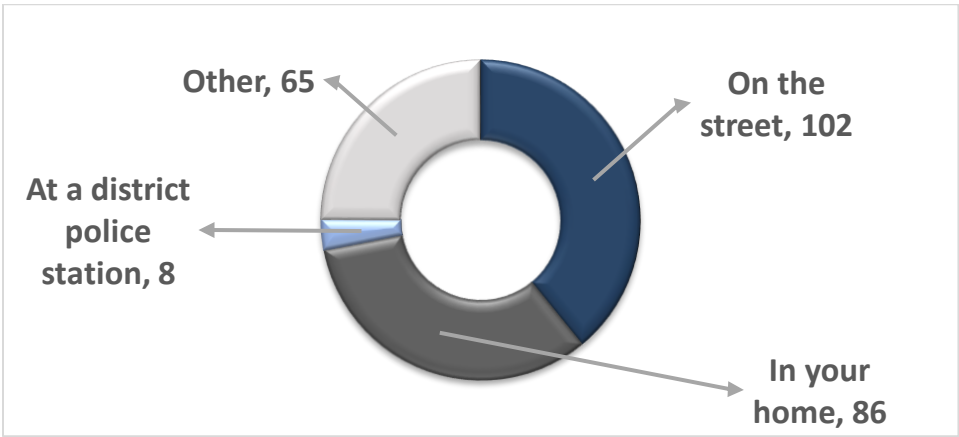
The majority of respondents indicate that their interaction was a result of a crime report, followed by a traffic stop.

What happened as a result of this police contact?



Community members indicated that the result of their contact most often led to no further actions, followed by “something else” and “given a warning”

Where did your police contact occur?



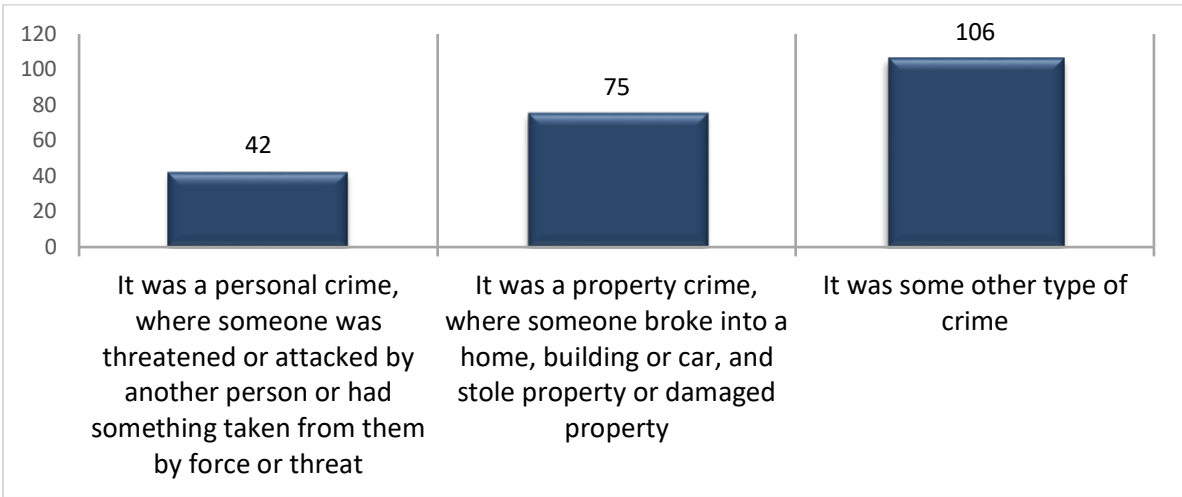
Most respondents indicated that their contact occurred on the street, followed by in their homes.

How long did it take for the police to arrive?

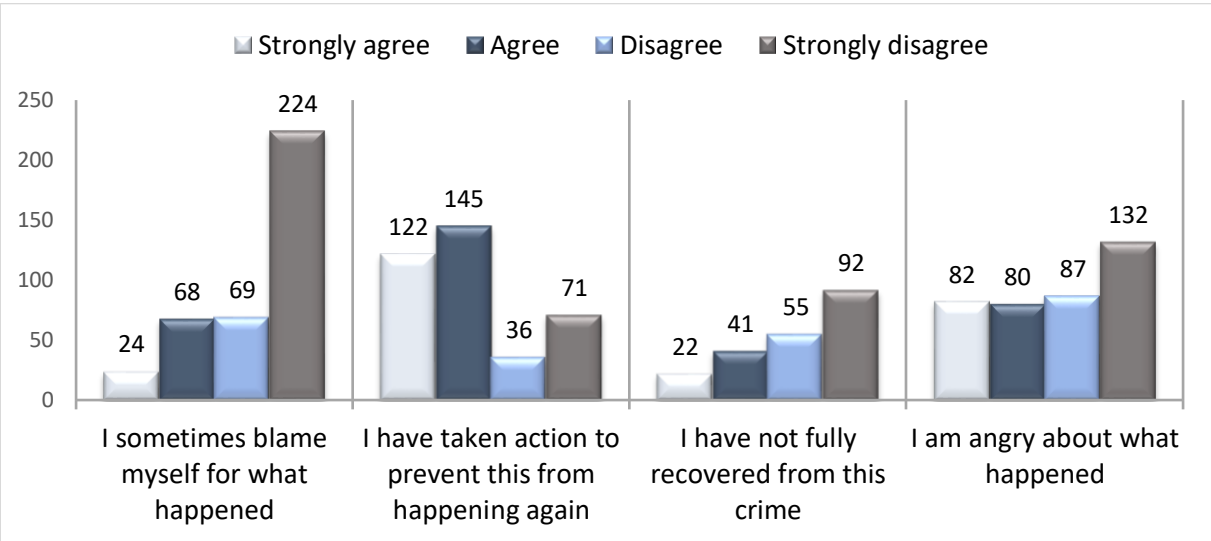
	%	Count
They arrived very slowly	9.87%	22
They arrived somewhat slowly	15.70%	35
They arrived somewhat quickly	34.53%	77
They arrived very quickly	39.91%	89
Total	100%	223

Respondents indicated that police arrived very or somewhat quickly – with almost 75% of respondents selecting one of these options.

What type of crime incident was it?

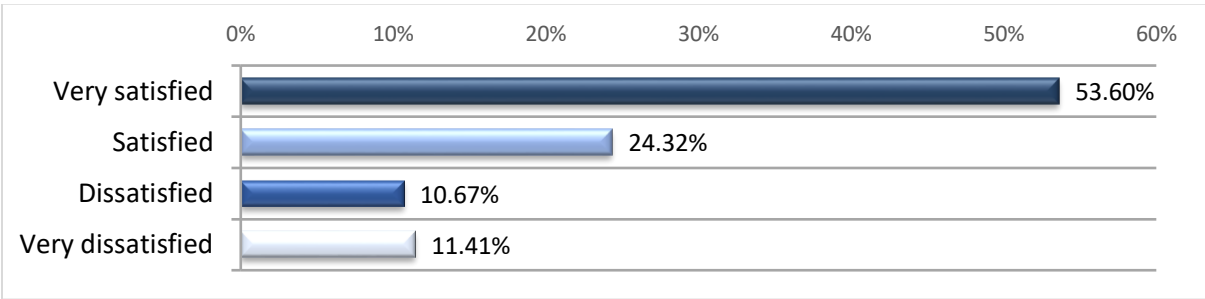


Victim reactions:



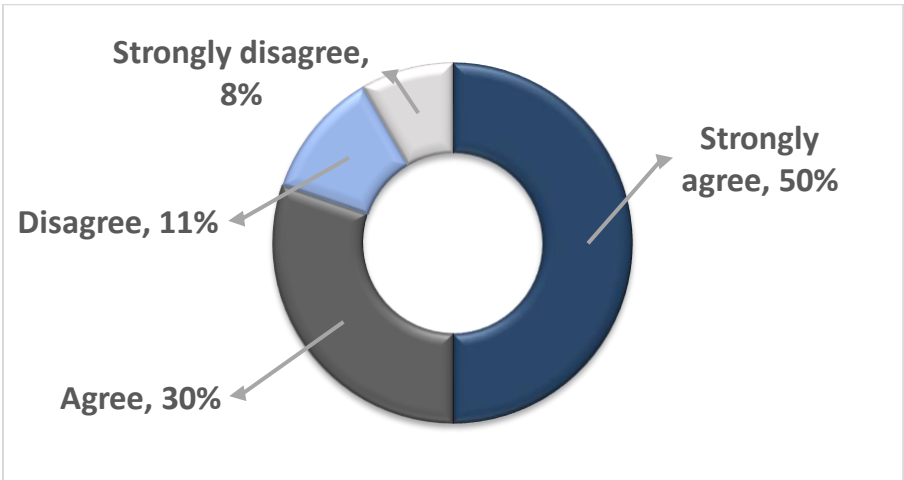
For those indicating that their interaction was a crime report, most respondents answered in positive ways when it comes to self-blame, preventive action, coping, and recovering from the incident.

Taking the whole experience into account, how satisfied are you with the way you were treated by the officer in this case? (N = 403)



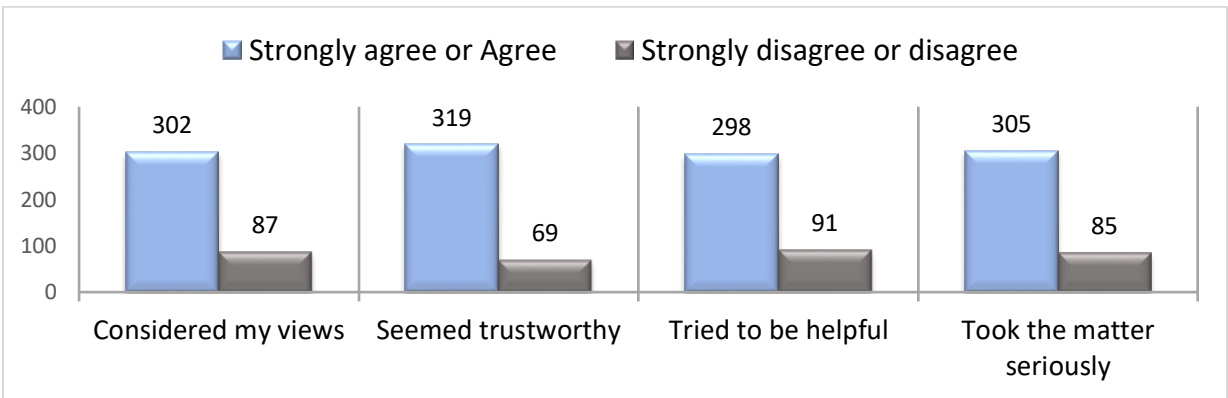
Most respondents indicated being very satisfied by the encounter, followed by satisfied.

The outcome I received was fair (N = 96):



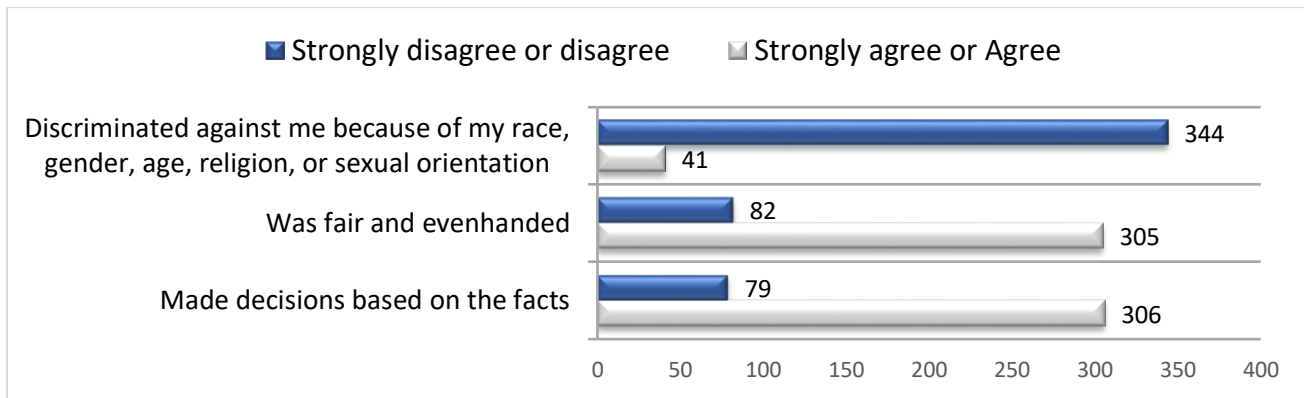
Respondents were asked how much they agree with the fairness of their outcome, and the majority strongly agreed or agreed.

During the encounter, the officer...



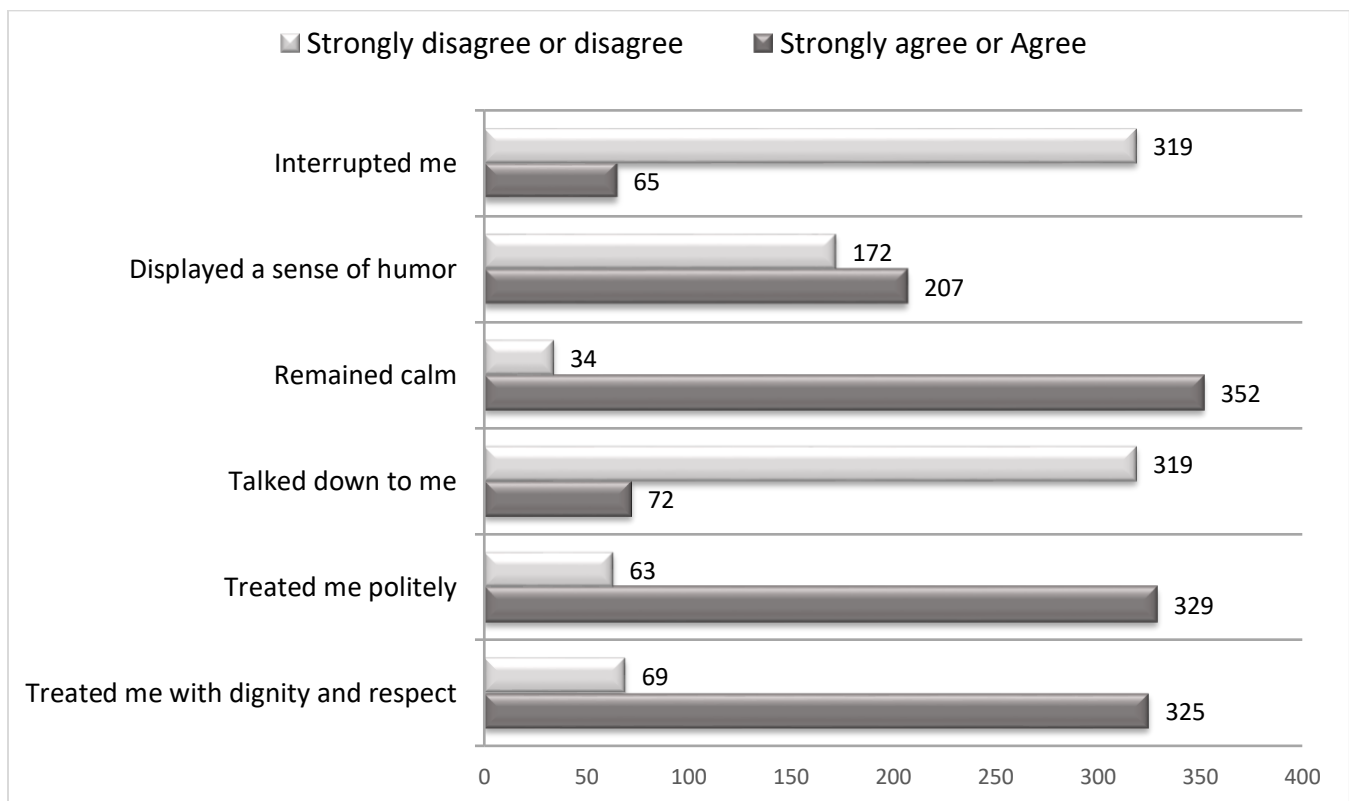
Respondents strongly agree or agree with statements detailing the trustworthiness of the officer they had the interaction with.

During the encounter, the officer...



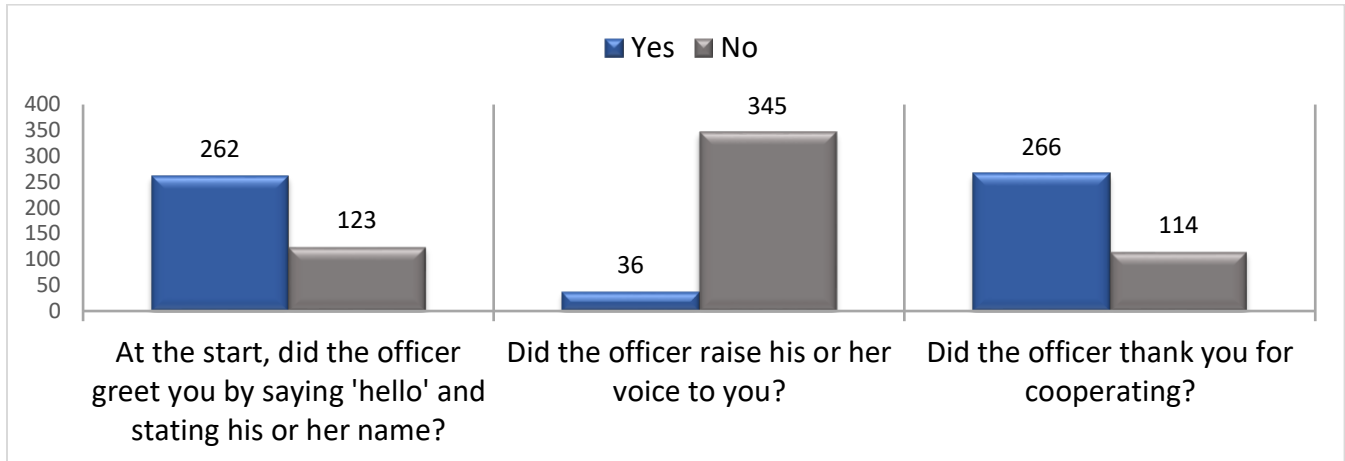
Respondents strongly agreed or agreed that the officer was fair, and strongly disagreed or disagreed that the officer was discriminatory in any way.

During the encounter, the officer...



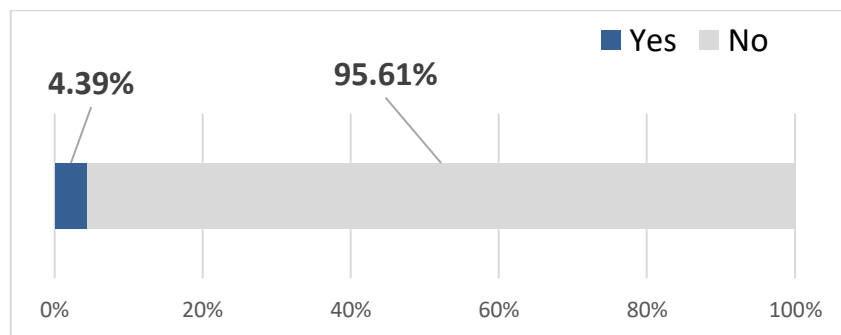
Respondents overwhelmingly strongly agreed or agreed that the officer remained calm and treated them politely and with dignity and respect; while they strongly disagreed or disagreed with statements about the officer interrupting or talking down to them. Responses were mixed regarding the officer displaying a sense of humor.

During your encounter....



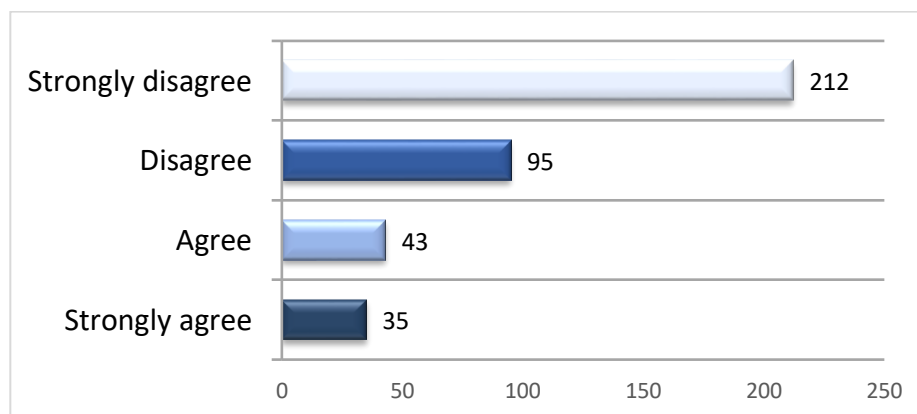
Respondents indicated that the officer greeted them, and thanked them for cooperating, and the large majority indicated that the officer did not raise his or her voice to them.

During your encounter, did you raise your voice? (N = 387)



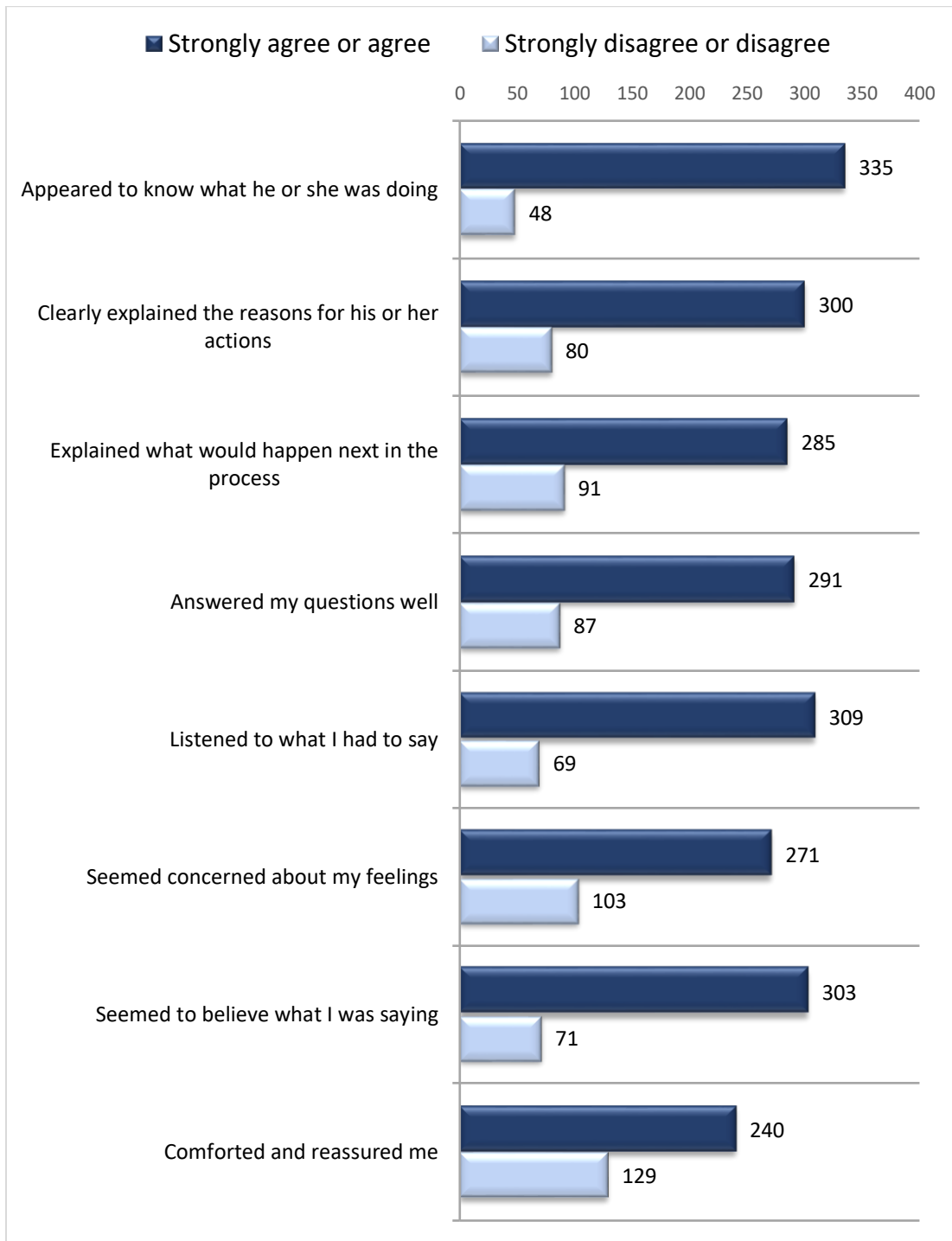
Less than 5% of respondents indicated that they raised their voice to the officer during the encounter.

The officer seemed to blame me for what happened:



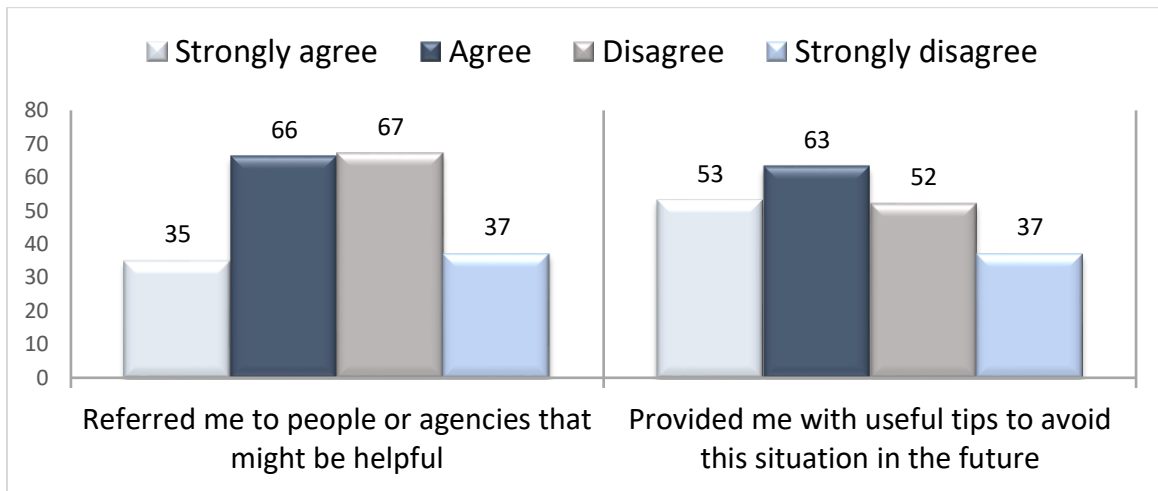
Respondents indicated that they strongly disagree, followed by disagree, with the statement about the officer blaming the community member for what happened.

During the encounter, the officer...



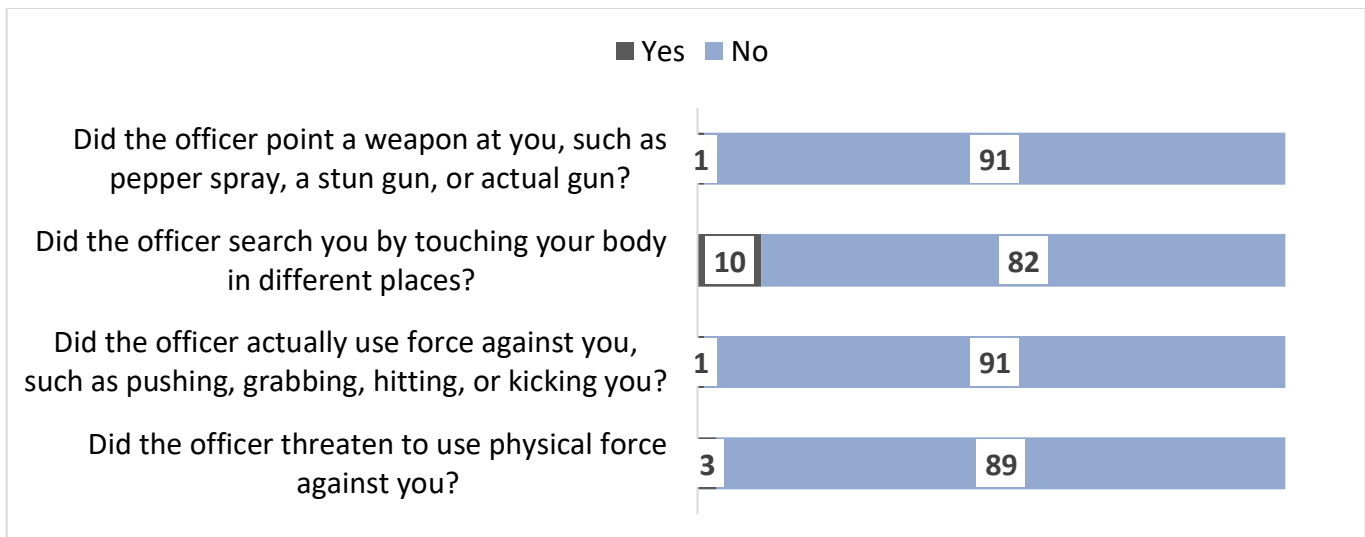
Respondents strongly agreed or agreed with statements reflecting the professionalism of the officer that they encountered. The statement with the most ambiguity is whether the officer was comforting and reassuring.

During the encounter, the officer...



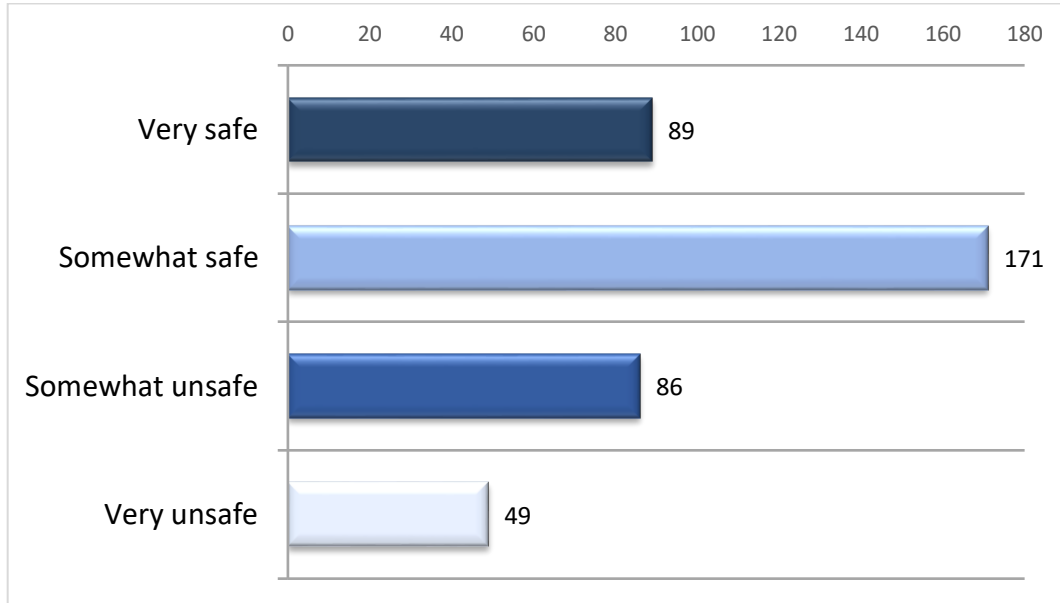
Respondents were equivalent in whether they agreed or disagreed about the officer referring them to people or agencies that might help / provide useful tips to avoid the situation in the future.

During the encounter...



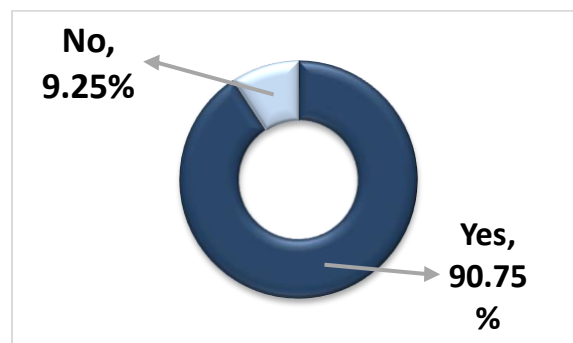
Respondents were asked about various types of physical force used. The number of respondents answering these items is low compared to the overall respondent number because it was only shown to respondents whose interaction resulted from a traffic or pedestrian stop. 10 respondents indicated being searched, but the majority did not indicate that any type of force was used during their encounter.

How safe do you feel, or would you feel, being alone outside in your neighborhood at night?



Most respondents indicated that they feel somewhat safe being alone outside in their neighborhood at night.

Are you a resident of the city where you had the police encounter? (N = 389)



The overwhelming majority of respondents are residents of the city where they had the encounter, however almost 10% indicated that they were not.

APPENDIX

Have you had an interaction with your local agency over the past year?	%	Count
Yes	77.13%	435
No	22.87%	129
Total	100%	564

Age of officer interacted with	%	Count
Under 30 years old	28.81%	119
30 to 40 years old	61.02%	252
Over 40 years old	10.17%	42
Total	100%	413

Officer Gender	%	Count
Male	87.98%	366
Female	12.02%	50
Total	100%	416

Officer Race	%	Count
White	86.20%	356
Black	12.11%	50
Hispanic or Latino/Latina	1.21%	5
Asian	0.24%	1
Native American	0.00%	0
Some other racial or ethnic group	0.24%	1
Total	100%	413

Type of interaction	%	Count
I was given a ticket or fine	15.56%	21
I was given a warning only	23.70%	32
Nothing happened	34.07%	46
Something else	26.67%	36
Total	100%	135

Where did your contact occur?	%	Count
On the street	39.08%	102
In your home	32.95%	86
At a district police station	3.07%	8
Other	24.90%	65
Total	100%	261

How long did it take for the police to arrive?	%	Count
They arrived very slowly	9.87%	22
They arrived somewhat slowly	15.70%	35
They arrived somewhat quickly	34.53%	77
They arrived very quickly	39.91%	89
Total	100%	223

What type of crime incident was it?	%	Count
It was a personal crime, where someone was threatened or attacked by another person or had something taken from them by force or threat	18.83%	42
It was a property crime, where someone broke into a home, building or car, and stole property or damaged property	33.63%	75
It was some other type of crime	47.53%	106
Total	100%	223

Please indicate how much you agree or disagree with the following statements.	Strongly Agree	Agree	Disagree	Strongly Disagree	Total
I sometimes blame myself for what happened	24	68	69	224	385
I have taken action to prevent this from happening again	122	145	36	71	374
I have not fully recovered from this crime	22	41	55	92	210
I am angry about what happened	82	80	87	132	381

Taking the whole experience into account, how satisfied are you with the way you were treated by the officer in this case?	%	Count
Very satisfied	53.60%	216
Satisfied	24.32%	98
Dissatisfied	10.67%	43
Very dissatisfied	11.41%	46
Total	100%	403

Please indicate how much you agree or disagree with the following statements.	Strongly Agree	Agree	Disagree	Strongly Disagree	Total
The outcome I received was fair	48	29	11	8	96

During the encounter, the officer....	Strongly Agree	Agree	Disagree	Strongly Disagree	Total
Considered my views	180	122	39	48	389
Seemed trustworthy	203	116	29	40	388
Tried to be helpful	194	104	42	49	389
Took the matter seriously	204	101	48	37	390

During the encounter, the officer....	Strongly Agree	Agree	Disagree	Strongly Disagree	Total
Treated me with dignity and respect	212	113	33	36	394
Treated me politely	212	117	34	29	392
Talked down to me	38	34	74	245	391

During the encounter, the officer....	Strongly Agree	Agree	Disagree	Strongly Disagree	Total
Remained calm	237	115	24	10	386
Displayed a sense of humor	73	134	119	53	379
Interrupted me	26	39	144	175	384

During your encounter with the police....	Yes	No	Total
At the start, did the officer greet you by saying 'hello' and stating his or her name?	262	123	385
Did the officer raise his or her voice to you?	36	345	381
Did the officer thank you for cooperating?	266	114	380

During your encounter with the police....	Yes	No	Total
Did you raise your voice to the officer?	17	370	387

During the encounter, the officer....	Strongly Agree	Agree	Disagree	Strongly Disagree	Total
Seemed to blame me for what happened	35	43	95	212	385

During the encounter, the officer....	Strongly Agree	Agree	Disagree	Strongly Disagree	Total
Appeared to know what he or she was doing	206	129	32	16	383
Clearly explained the reasons for his or her actions	184	116	54	26	380
Explained what would happen next in the process	160	125	56	35	376
Answered my questions well	177	114	57	30	378

During the encounter, the officer....	Strongly Agree	Agree	Disagree	Strongly Disagree	Total
Listened to what I had to say	184	125	36	33	378
Seemed concerned about my feelings	144	127	63	40	374
Seemed to believe what I was saying	172	131	36	35	374
Comforted and reassured me	113	127	76	53	369

During the encounter, the officer....	Strongly Agree	Agree	Disagree	Strongly Disagree	Total
Referred me to people or agencies that might be helpful	35	66	67	37	205
Provided me with useful tips to avoid this situation in the future	53	63	52	37	205

During the encounter....	Yes	No	Total
Did the officer threaten to use physical force against you?	3	89	92
Did the officer actually use force against you, such as pushing, grabbing, hitting, or kicking you?	1	91	92
Did the officer search you by touching your body in different places?	10	82	92
Did the officer point a weapon at you, such as pepper spray, a stun gun, or actual gun?	1	91	92

How safe do you feel, or would you feel, being alone outside in your neighborhood at night?	%	Count
Very safe	22.53%	89
Somewhat safe	43.29%	171
Somewhat unsafe	21.77%	86
Very unsafe	12.41%	49
Total	100%	395

Are you a resident of the city where you had the police encounter?	%	Count
Yes	90.75%	353
No	9.25%	36
Total	100%	389

Survey Statistics		
Survey Dates	Response Rate	Count
April 30, 2018 – June 30, 2018	1.56% of population	1408